


YGE 60 Cell 40mm SERIES

Powered by **YINGLI**

YL250P-29b
YL245P-29b
YL240P-29b
YL235P-29b
YL230P-29b



ABOUT YINGLI GREEN ENERGY

Yingli Green Energy Holding Company Limited (NYSE: YGE) is one of the world's largest fully vertically integrated PV manufacturers, which markets its products under the brand "Yingli Solar". With over 3.6GW of modules installed globally, we are a leading solar energy company built upon proven product reliability and sustainable performance. We are the first renewable energy company and the first Chinese company to sponsor the FIFA World Cup™.

PERFORMANCE

- High efficiency, multicrystalline silicon solar cells with high transmission and textured glass deliver a module efficiency of up to 15.4%, minimizing installation costs and maximizing the kWh output of your system per unit area.
- Tight positive power tolerance of -0W to +5W ensures you receive modules at or above nameplate power and contributes to minimizing module mismatch losses leading to improved system yield.

QUALITY & RELIABILITY

- Robust, corrosion resistant aluminum frames independently tested to withstand wind loads of up to 2.4kPa and snow loads of up to 5.4kPa ensuring a stable mechanical life for your modules.
- Module packaging optimized to protect product during transportation and minimize on-site waste.
- Modules independently tested to ensure conformance with certification and regulatory standards.
- Manufacturing facility certified by TÜV Rheinland to ISO 9001:2008, ISO 14001:2004 and BS OHSAS 18001:2007.

WARRANTIES

- 10-year limited product warranty¹.
- Limited power warranty¹: 10 years at 91.2% of the minimal rated power output, 25 years at 80.7% of the minimal rated power output.

¹ In compliance with our Warranty Terms and Conditions.

QUALIFICATIONS & CERTIFICATES

IEC 61215, IEC 61730, CE, ISO 9001:2008, ISO 14001:2004, BS OHSAS 18001:2007, CEC, SA 8000, PV Cycle



YGE 60 Cell 40mm SERIES

ELECTRICAL PERFORMANCE

Electrical parameters at Standard Test Conditions (STC)

Module type			YL250P-29b	YL245P-29b	YL240P-29b	YL235P-29b	YL230P-29b
Power output	P_{max}	W	250	245	240	235	230
Power output tolerances	ΔP_{max}	W	-0 / +5				
Module efficiency	η_m	%	15.3	15.0	14.7	14.4	14.1
Voltage at P_{max}	V_{mpp}	V	30.4	30.2	29.5	29.5	29.5
Current at P_{max}	I_{mpp}	A	8.24	8.11	8.14	7.97	7.80
Open-circuit voltage	V_{oc}	V	38.4	37.8	37.5	37.0	37.0
Short-circuit current	I_{sc}	A	8.79	8.63	8.65	8.54	8.40

STC: 1000W/m² irradiance, 25°C cell temperature, AM1.5g spectrum according to EN 60904-3. Average relative efficiency reduction of 5% at 200W/m² according to EN 60904-1.

Electrical parameters at Nominal Operating Cell Temperature (NOCT)

Power output	P_{max}	W	181.1	177.9	174.3	170.7	167.0
Voltage at P_{max}	V_{mpp}	V	27.6	27.2	26.6	26.6	26.6
Current at P_{max}	I_{mpp}	A	6.56	6.54	6.56	6.42	6.29
Open-circuit voltage	V_{oc}	V	35.4	34.5	34.2	33.8	33.8
Short-circuit current	I_{sc}	A	7.12	6.99	7.01	6.92	6.81

NOCT: open-circuit module operation temperature at 800W/m² irradiance, 20°C ambient temperature, 1m/s wind speed.

THERMAL CHARACTERISTICS

Nominal operating cell temperature	NOCT	°C	46 +/- 2
Temperature coefficient of P_{max}	γ	%/°C	-0.45
Temperature coefficient of V_{oc}	β_{Voc}	%/°C	-0.33
Temperature coefficient of I_{sc}	α_{sc}	%/°C	0.06
Temperature coefficient of V_{mpp}	β_{Vmpp}	%/°C	-0.45

OPERATING CONDITIONS

Max. system voltage	1000V _{DC}
Max. series fuse rating	15A
Limiting reverse current	15A
Operating temperature range	-40 to 85°C
Max. static load, front (e.g., snow and wind)	5400Pa
Max. static load, back (e.g., wind)	2400Pa
Max. hailstone impact (diameter / velocity)	25mm / 23m/s

CONSTRUCTION MATERIALS

Front cover (material / thickness)	low-iron tempered glass / 3.2mm
Cell (quantity / material / dimensions / # of busbars)	60 / multicrystalline silicon / 156mm x 156mm / 2 or 3
Encapsulant (material)	ethylene vinyl acetate (EVA)
Frame (material / color / anodization color / edge sealing)	anodized aluminum alloy / silver / clear / silicone or tape
Junction box (protection degree)	≥ IP65
Cable (length / cross-sectional area)	1100mm / 4mm ²
Plug connector (type / protection degree)	MC4 / IP67 or Amphenol H4 / IP68

- Due to continuous innovation, research and product improvement, the specifications in this product information sheet are subject to change without prior notice. The specifications may deviate slightly and are not guaranteed.
- The data do not refer to a single module and they are not part of the offer, they only serve for comparison to different module types.

Yingli Energy (China) Company Limited
 service@yinglisolar.com
 Tel: 0086-312-8929802

YINGLISOLAR.COM

© Yingli Green Energy Holding Co. Ltd. | DS_YGE60Cell-29b_40mm_EU_EN_201204_v02.17

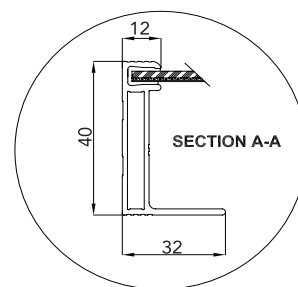
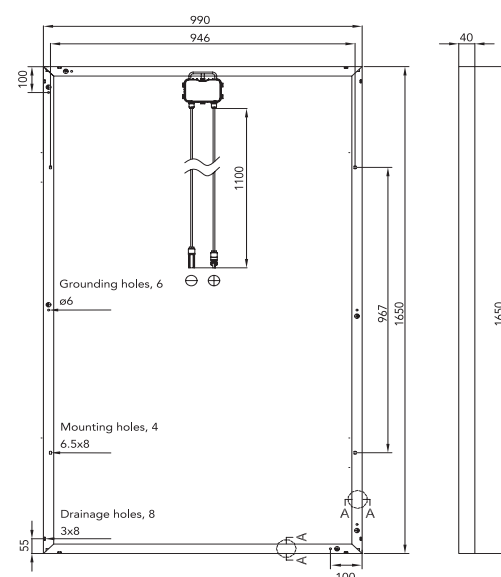
GENERAL CHARACTERISTICS

Dimensions (L / W / H)	1650mm / 990mm / 40mm
Weight	19.1kg

PACKAGING SPECIFICATIONS

Number of modules per pallet	26
Number of pallets per 40' container	28
Packaging box dimensions (L / W / H)	1700mm / 1150mm / 1190mm
Box weight	534kg

Unit: mm



Warning: Read the Installation and User manual in its entirety before handling, installing, and operating Yingli Solar modules.

Our Partners:

Sol
 Distribution
www.sol-distribution.com.au

